

1

Kit 145324

FORD Ranger Crew Cab, 4-dr Pickup, 23-/*24-
FORD Ranger Raptor Crew Cab, 4-dr Pickup, 23-/*24-
FORD Ranger Super Cab, 4-dr Pickup, 23-/*24-
VOLKSWAGEN Amarok, 4-dr Pickup, 23-

*North America



ISO 11154-E

+ 7 kg / 15,4 lbs = Max: 75 kg / 165 lbs

Max 130 km/h / 80 Mph

80 km/h / 50 Mph

1 KIT

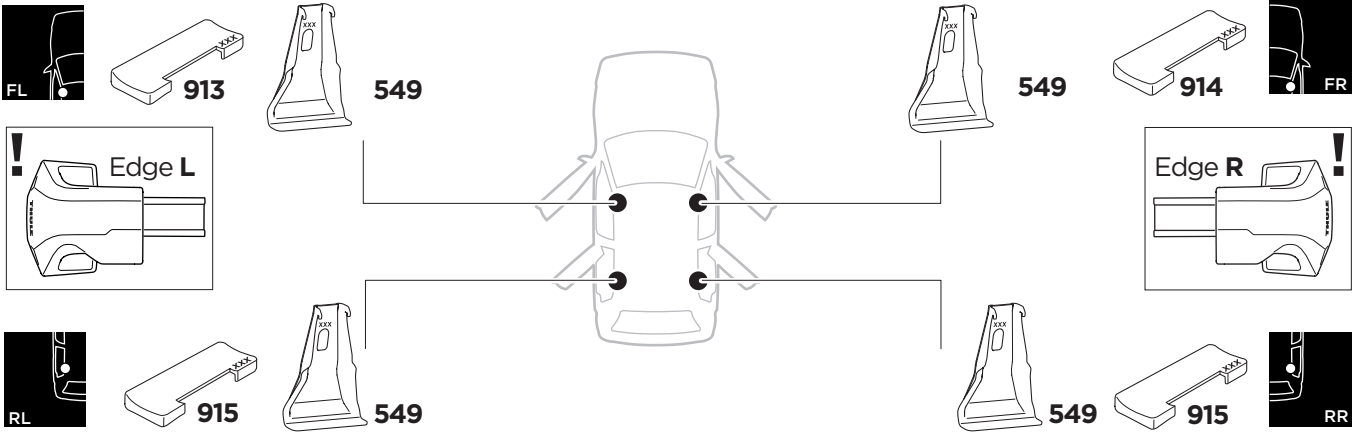
913 914 549 549

915 915 549 549

2 FOOT PACK

2 THULE > Instructions

x4 x1



1 **1 KIT** + **2 FOOT PACK** x4

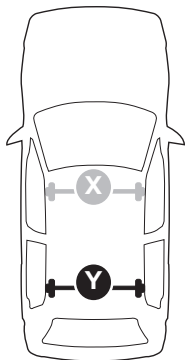
Evo Edge





2 x4



3 x4





Click



2 THULE > Instructions



 THULE WingBar Evo	 THULE WingBar Edge	 THULE WingBar	 THULE SquareBar Evo	Evo Y (scale)	Edge Y (scale)
FORD Ranger Crew Cab, 4-dr Pickup, 23-/*24-				48,5	R
FORD Ranger Raptor Crew Cab, 4-dr Pickup, 23-/*24-				48,5	R
FORD Ranger Super Cab, 4-dr Pickup, 23-/*24-				48,5	R
VOLKSWAGEN Amarok, 4-dr Pickup, 23-				48,5	R

 THULE ProBar Evo	 THULE SlideBar Evo	Y (mm/inch)
FORD Ranger Crew Cab, 4-dr Pickup, 23-/*24-		1136 mm / 44 3/4"
FORD Ranger Raptor Crew Cab, 4-dr Pickup, 23-/*24-		1136 mm / 44 3/4"
FORD Ranger Super Cab, 4-dr Pickup, 23-/*24-		1136 mm / 44 3/4"
VOLKSWAGEN Amarok, 4-dr Pickup, 23-		1136 mm / 44 3/4"

 THULE WingBar Evo	 THULE WingBar Edge	 THULE WingBar	 THULE SquareBar Evo	Evo X (scale)	Edge X (scale)
FORD Ranger Crew Cab, 4-dr Pickup, 23-/*24-				48	A
FORD Ranger Raptor Crew Cab, 4-dr Pickup, 23-/*24-				48	A
FORD Ranger Super Cab, 4-dr Pickup, 23-/*24-				48	A
VOLKSWAGEN Amarok, 4-dr Pickup, 23-/				48	A

 THULE ProBar Evo	 THULE SlideBar Evo	X (mm/inch)
FORD Ranger Crew Cab, 4-dr Pickup, 23-/*24-		1131 mm / 44 1/2"
FORD Ranger Raptor Crew Cab, 4-dr Pickup, 23-/*24-		1131 mm / 44 1/2"
FORD Ranger Super Cab, 4-dr Pickup, 23-/*24-		1131 mm / 44 1/2"
VOLKSWAGEN Amarok, 4-dr Pickup, 23-		1131 mm / 44 1/2"

	W (mm/inch)	Z (mm/inch)
FORD Ranger Crew Cab, 4-dr Pickup, 23-/*24-	700 mm / 27 1/2"	310 mm / 12 1/4"
FORD Ranger Raptor Crew Cab, 4-dr Pickup, 23-/*24-	700 mm / 27 1/2"	310 mm / 12 1/4"
FORD Ranger Super Cab, 4-dr Pickup, 23-/*24-	600 mm / 23 5/8"	310 mm / 12 1/4"
VOLKSWAGEN Amarok, 4-dr Pickup, 23-	700 mm / 27 1/2"	310 mm / 12 1/4"

