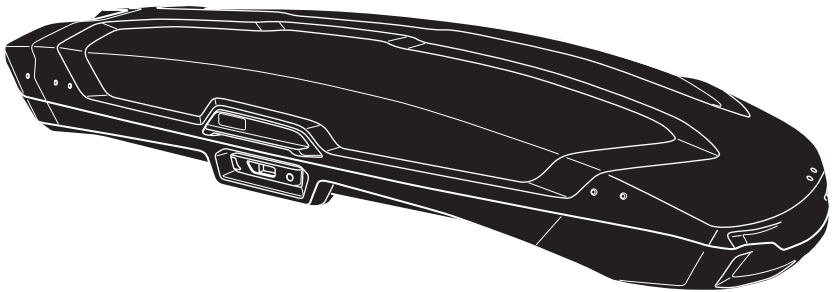

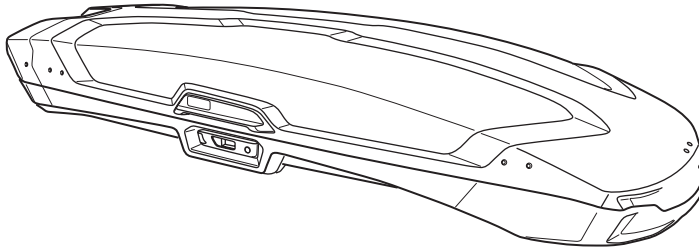
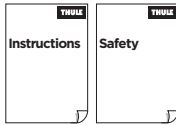


➤ Instructions

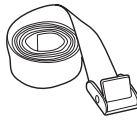
Thule Vector

613200, 613201, 613500, 613501,
613700, 613701





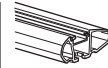
x4



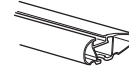
x3



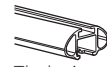
x2



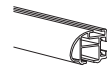
Thule WingBar Evo



Thule WingBar/
Thule AeroBlade



Thule AeroBar



Thule ProBar Evo



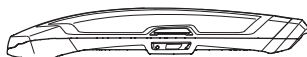
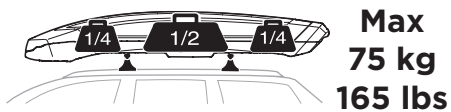
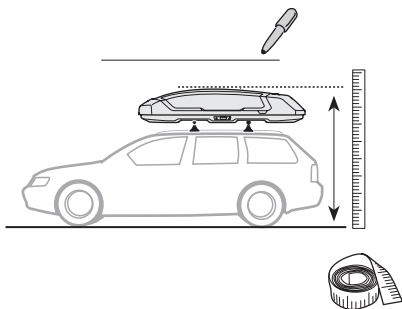
Thule SlideBar Evo



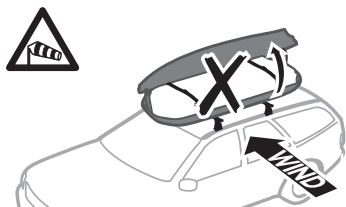
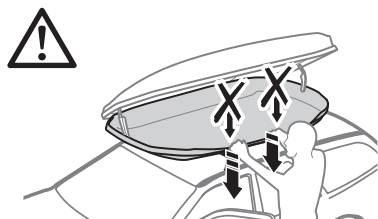
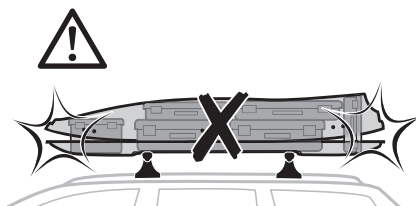
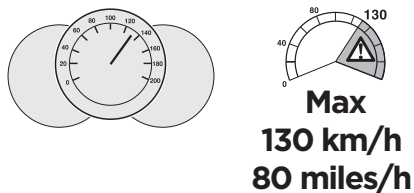
Thule SquareBar Evo


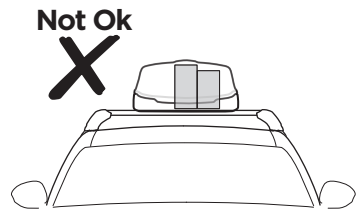

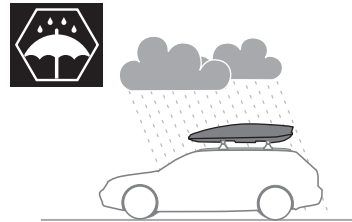
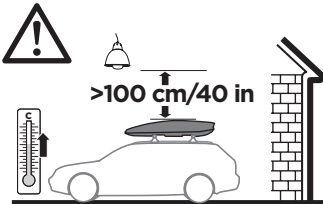
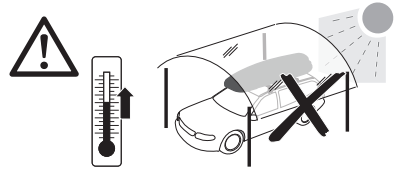

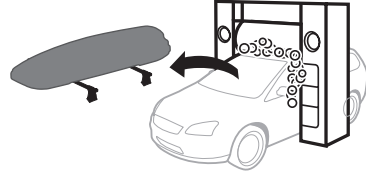


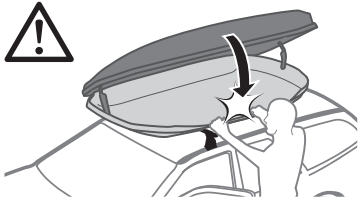
- EN** Roof box for roof-mounted racks
DE Dachbox für Dachträger
FR Coffre pour barres de toit
NL Dakkoffer
IT Box da tetto per portapacchi da installare sul tetto
ES Cofre portaequipajes para barras de techo
PT Caixa bagageira para barras de tejadilho
SV Takbox för takmonterade räckor
DK Tagboks til tagbøjler
NO Takboks til takmonterte stativer
FI Katolle asennettaviin telineisiin sopiva kuljetuslaatikko
ET Katusela paigaldatav katuseboks
LV Jumta kaste uz jumta uzstādāmiem bagāžniekiem
LT Ant stogo tvirtinamų skersinių bagažinės
PL Box dachowy na bagażnik montowany na dachu
RU Грузовой бокс на крышу автомобиля

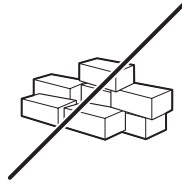
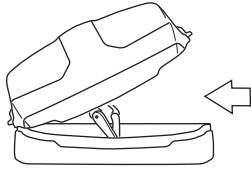
- UK** Вантажний бокс для багажників для даху
BG Кутия за багаж за релси, монтирани върху покрива
CS Střešní box pro montáž na střechu
SK Strešný box na strešné nosiče
SL Strešni kovček za strešne prtljažnike
HR/BIH Krovna kutija za krovne nosače
RO Portbagaj de acoperiș pentru cadru de bare montate pe acoperiș
HU Tetőre szerelhető tetőboks
EL Μπαγκάζιέρα οροφής για μπάρες οροφής
TR Araç üstüne bağlanan raflar için tavan kutusu
HE תא חפצים לגג הרכב
AR صندوق سقف الحوامل المثبتة على السقف
ZH 用于车顶架的车顶箱
JA ルーフマウント型ラック用ルーフボックス
KO 루프 장착 랙 루프 박스
TH กล่องบนหลังคาสำหรับแบริคหลังคา



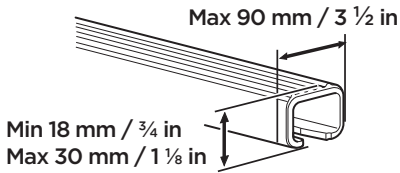
	Weight		Volume
Medium	29 kg	65 lbs	360 litre
Alpine	30 kg	66 lbs	380 litre
Large	30 kg	66 lbs	430 litre





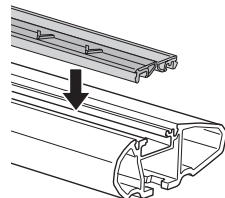
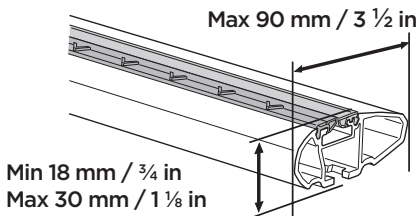


i



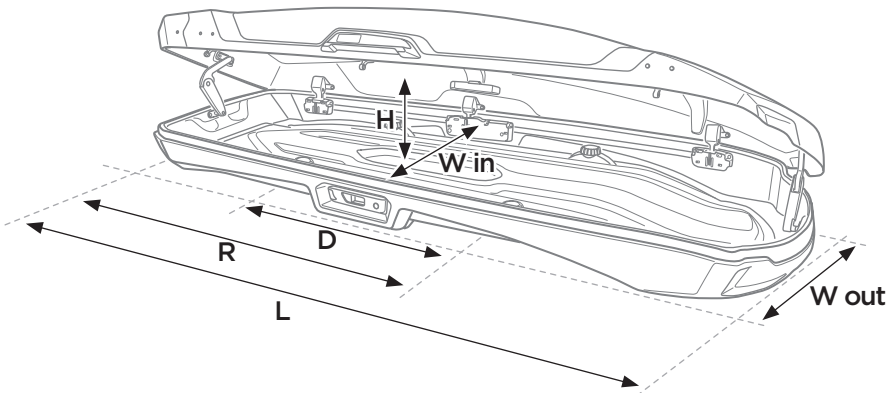
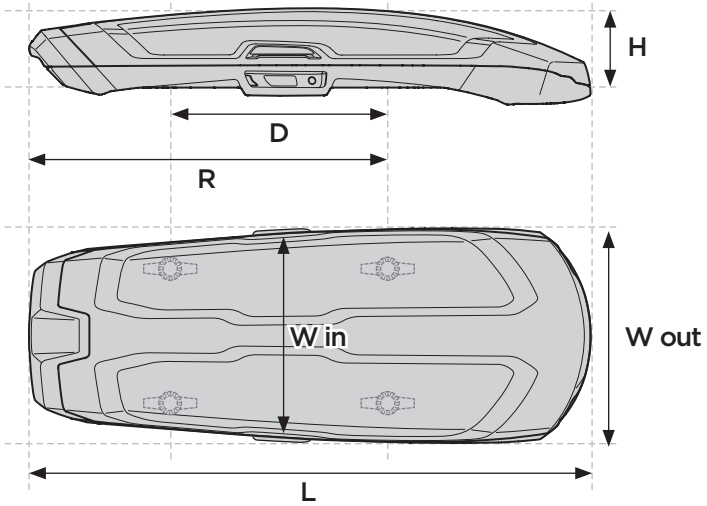
Thule T-track Adapter

696600
697600



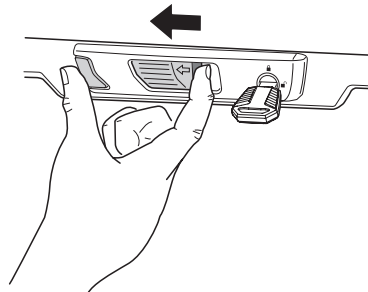
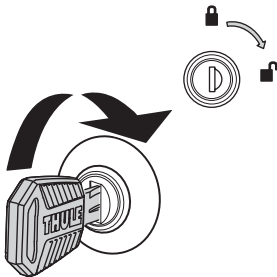
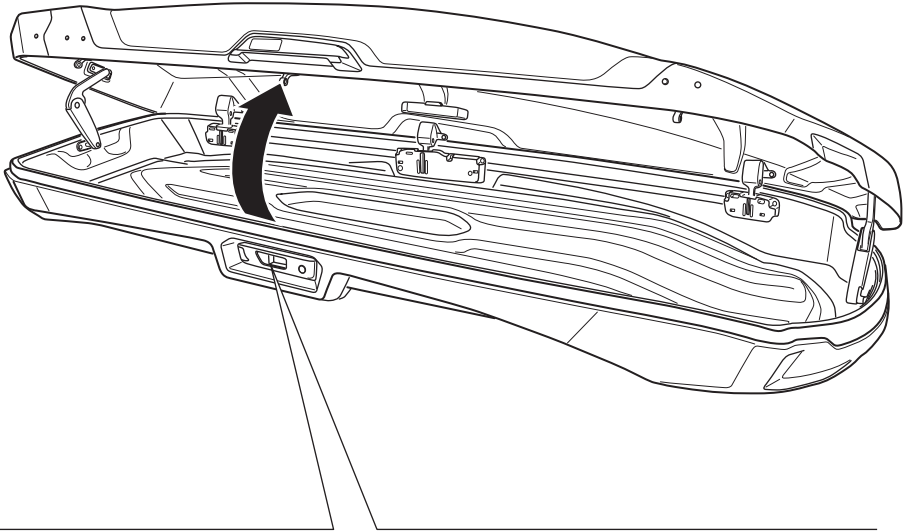
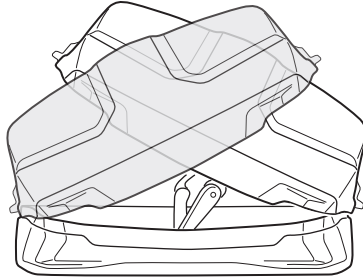
i

		D Min	D Max	W in	W out	H	L	R Min
Medium	mm	557	932	780	880	297	2120	1310
	in	21 ⁷ / ₈	36 ³ / ₄	30 ³ / ₄	34 ⁵ / ₈	11 ³ / ₄	83 ¹ / ₂	51 ¹ / ₂
Alpine	mm	557	932	780	884	284	2280	1370
	in	21 ⁷ / ₈	36 ³ / ₄	30 ³ / ₄	34 ³ / ₄	11 ¹ / ₈	89 ³ / ₄	53 ⁷ / ₈
Large	mm	557	932	780	884	329	2315	1410
	in	21 ⁷ / ₈	36 ³ / ₄	30 ³ / ₄	34 ³ / ₄	13	91 ¹ / ₈	55 ³ / ₈

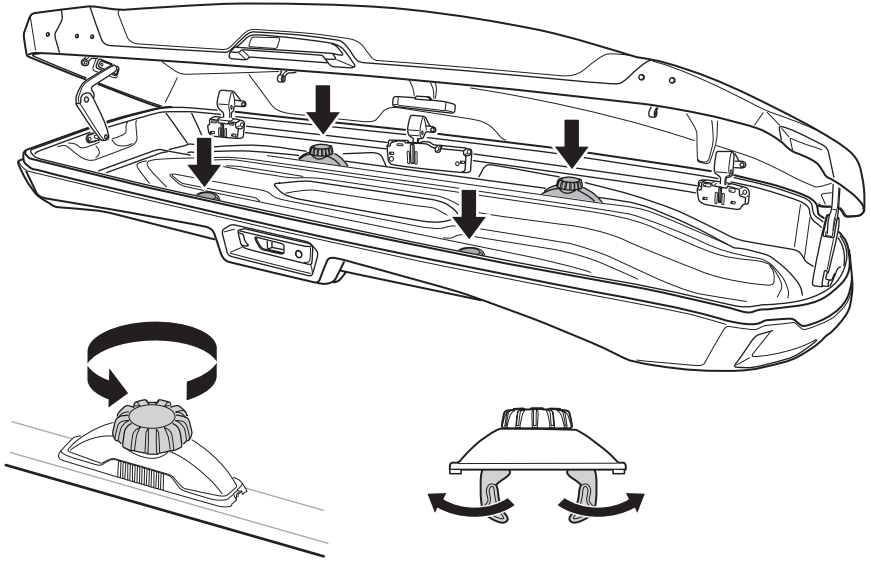


1

i



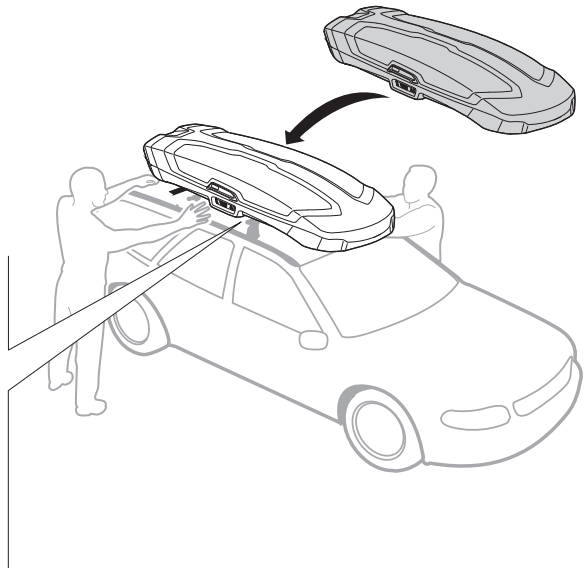
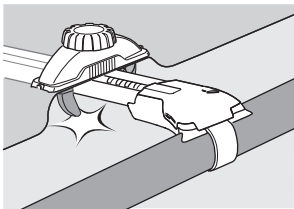
2



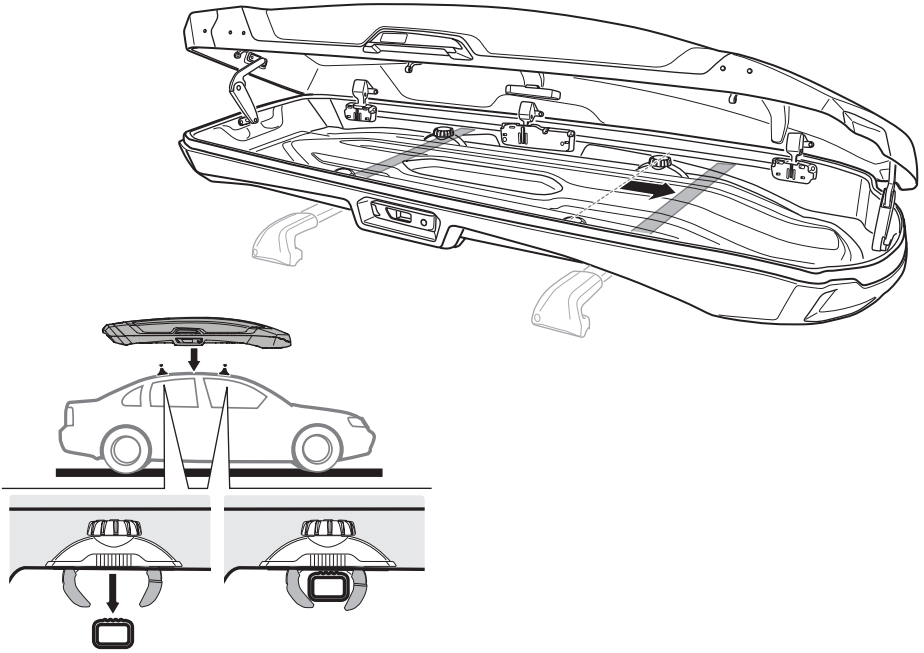
i



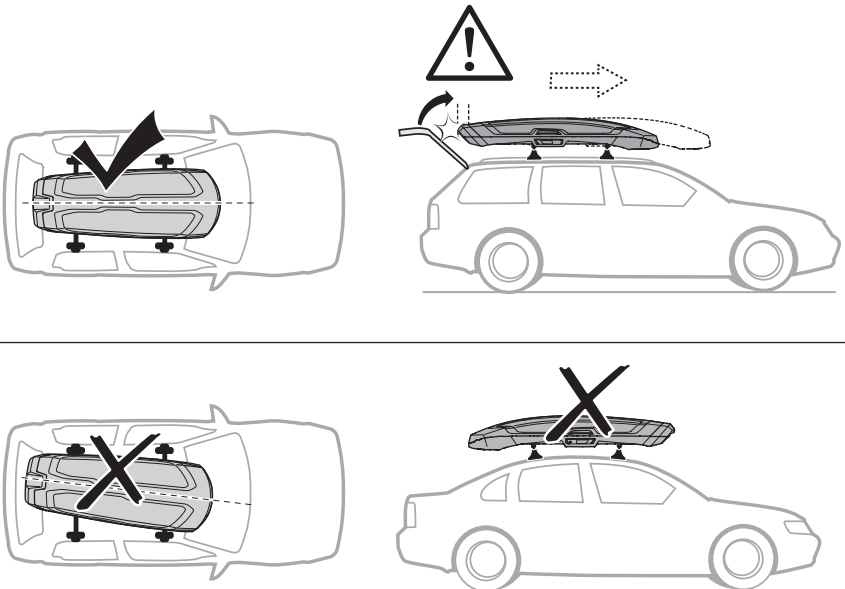
x 2



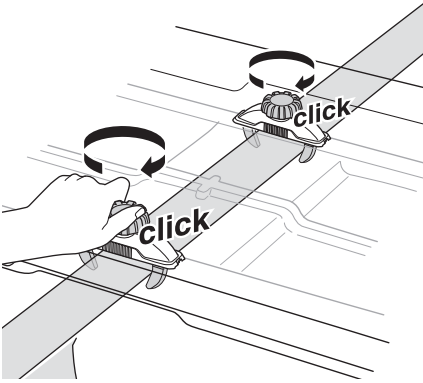
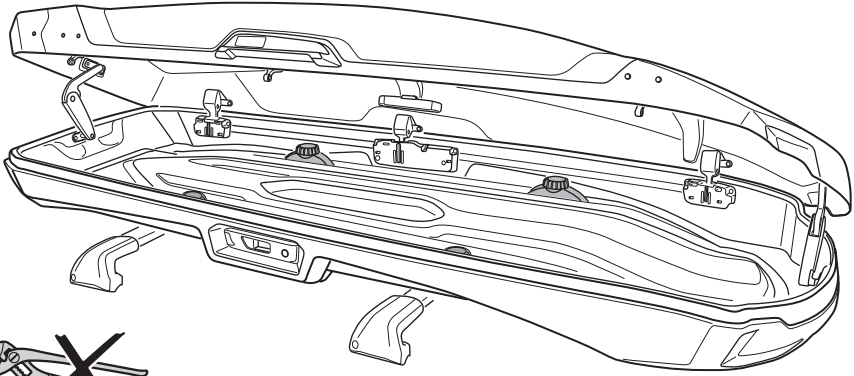
3



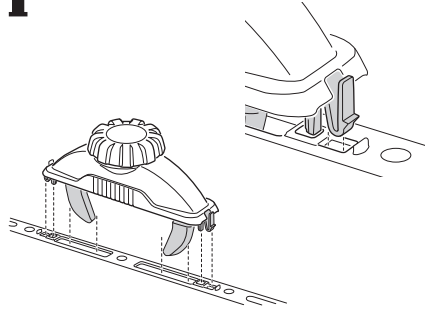
4



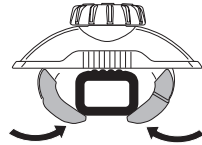
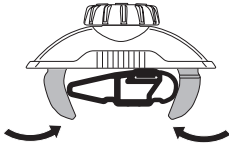
5



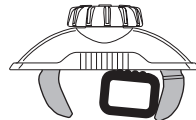
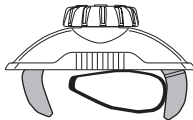
i



ok



Not ok



6



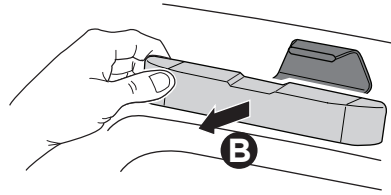
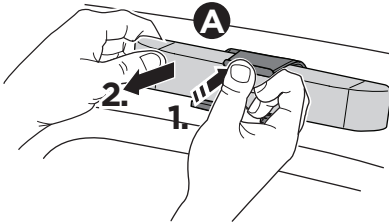
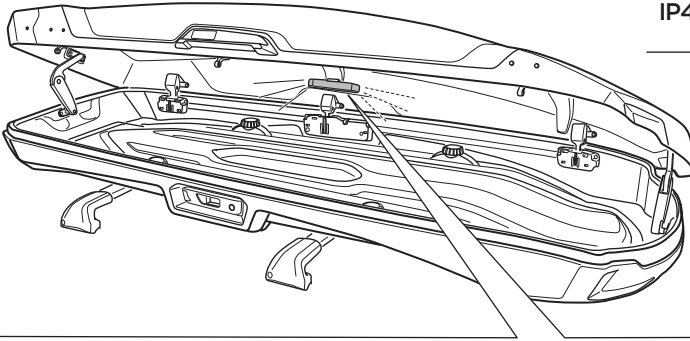
LED



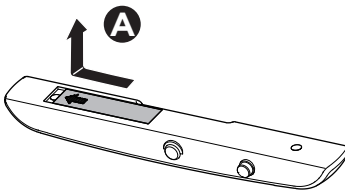
IP43

-30°C
+60°C

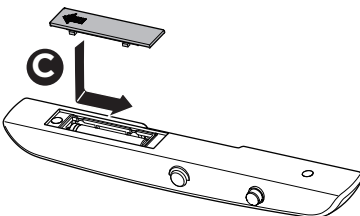
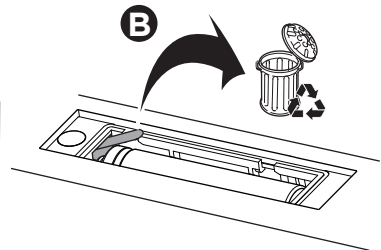
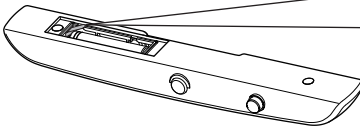
50000x



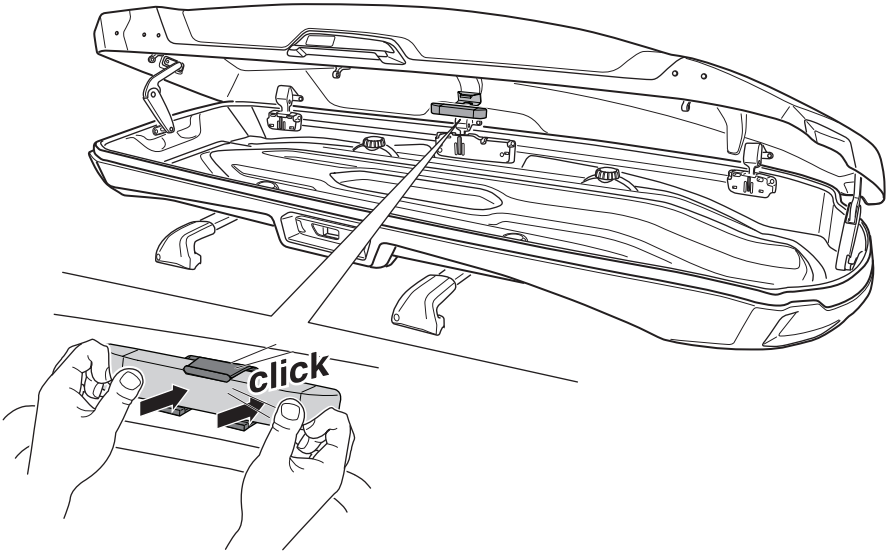
7



3 x Energizer L92
(1.5 VDC)



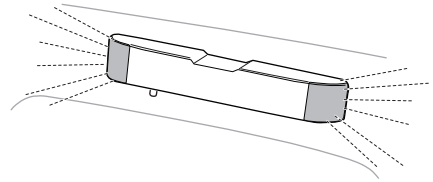
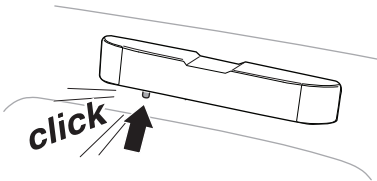
8



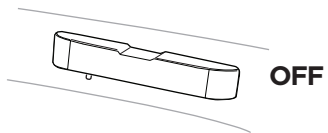
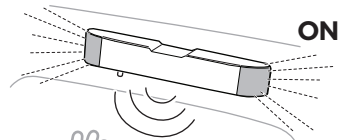
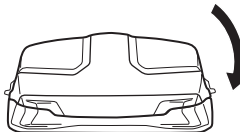
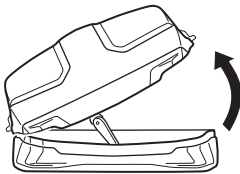
9



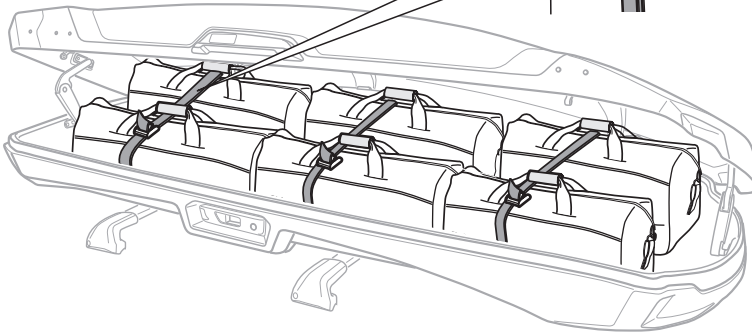
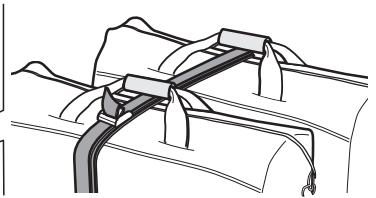
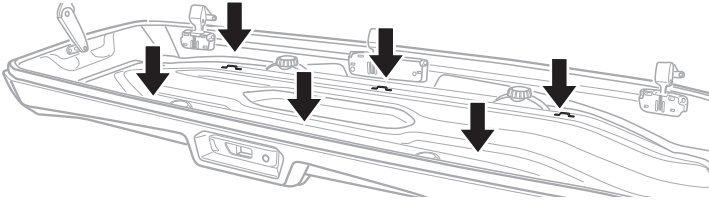
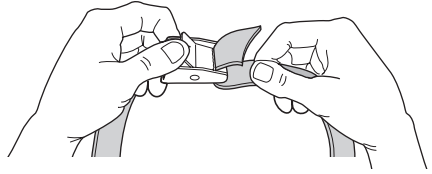
ON/OFF



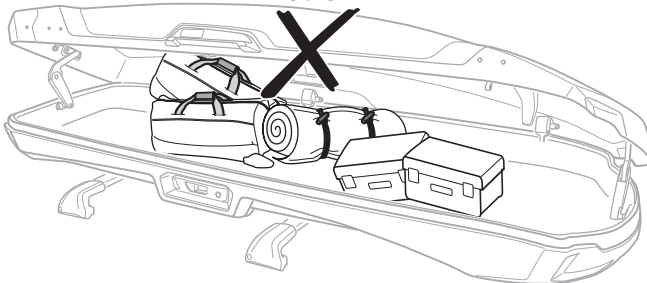
i



10

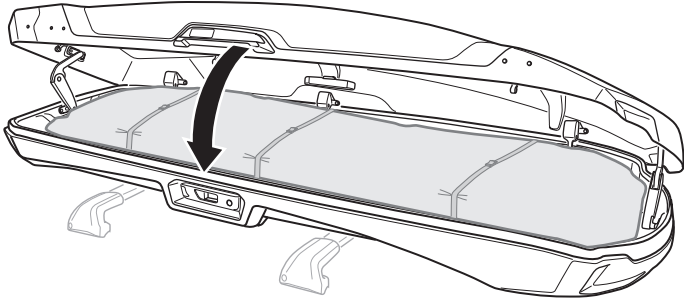


Not Ok

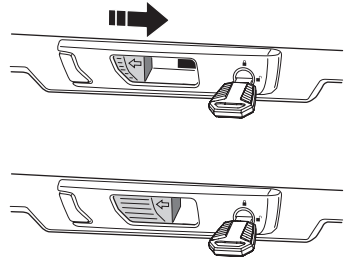
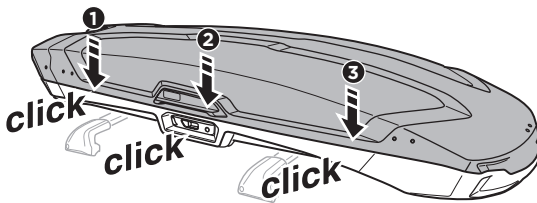


11

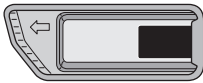
A



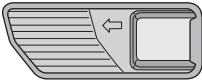
B



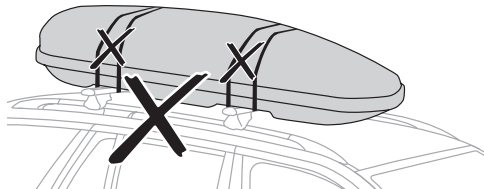

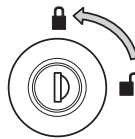
C



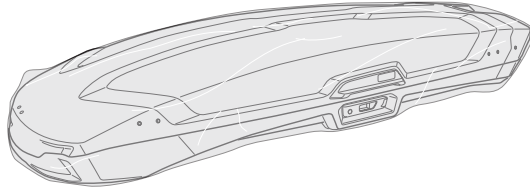
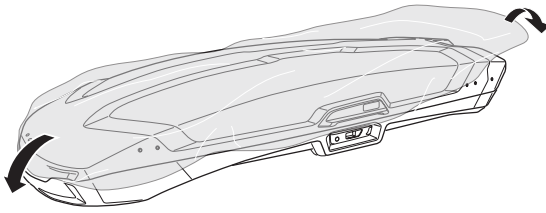
Not ok
X



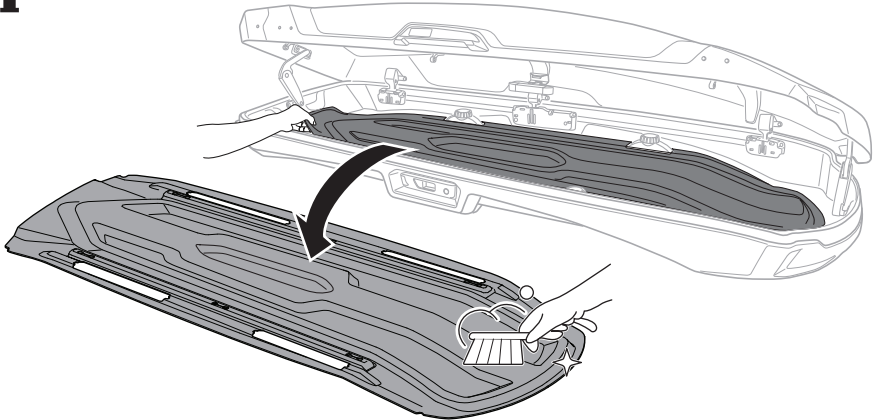
ok
✓ →



i



i



EN Accessories
 FR Accessoires
 ES Accesorios
 DE Zubehör
 NL Accessoires
 PT Acessórios
 IT Accessori
 SV Tillbehör
 DK Tilbehør

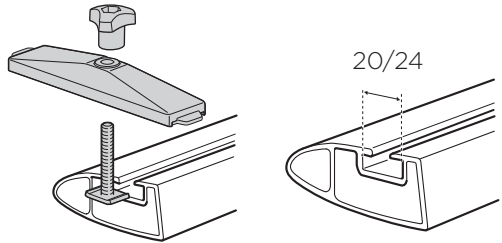
NO Tilbehør
 FI Lisävarusteet
 IS Aukabúnaður
 ET Lisavarustus
 LV Piederumi
 LT Priedai
 RU Аксессуары
 UK Аксесуары
 PL Akcesoria

CS Doplňky
 HU Tartozékok
 RO Accesorii
 SK Príslušenstvo
 SL Dodatki
 BG Принадлежности
 HR Dodaci
 EL Εξαρτήματα
 TR Aksesuarlar

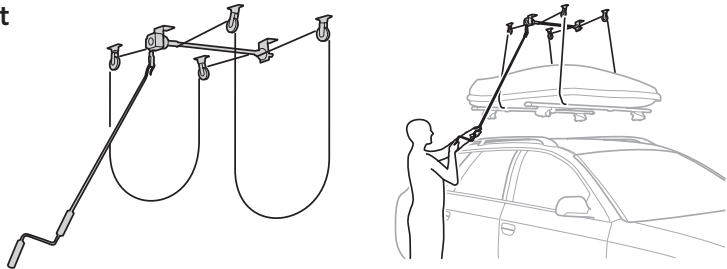
MT Accessorji
 אביזרים HE
 الملحقا AR
 ZH (CN) 附件
 ZH (TW) 配件
 JA アクセサリー
 KO 액세서리
 TH อุปกรณ์เสริม
 MS Aksesori

Thule T-track Adapter

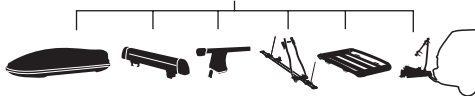
696600 → 24x30 mm
 697600 → 20x27 mm



Thule MultiLift 572004



Thule One-Key System



450400 (x4)
 450600 (x6)
 450800 (x8)
 451200 (x12)
 451600 (x16)

Thule Sweden AB
 Borggatan 5
 335 73 Hillerstorp, Sweden
 info@thule.com
 www.thule.com